




**CureMD UC'24**  
Raleigh, North Carolina  
**Connecting Cure Communities**





# Maintaining eRX and In House Dispensing *Interactive Clinical Workflow*



**Scan QR Code  
for Session  
Attendance**



# Who here?

**Who here is currently utilizing the prescribing capability within CureMD?**

**Who here has difficulties with the eRX Process for external pharmacies such as CVS, Walgreens, Walmart, etc?**

**Who here has difficulties with Prescribing from the Internal Pharmacy?**



# Session Agenda

**During today's session, we will be discussing the following items:**

- 1. Prescribing to External Pharmacies**
- 2. Manage eRX Requests**
  - Admin Management**
  - Refill Requests**
  - eRX Status**
- 3. In-House Dispensing**
- 4. Standing Order Documentation**





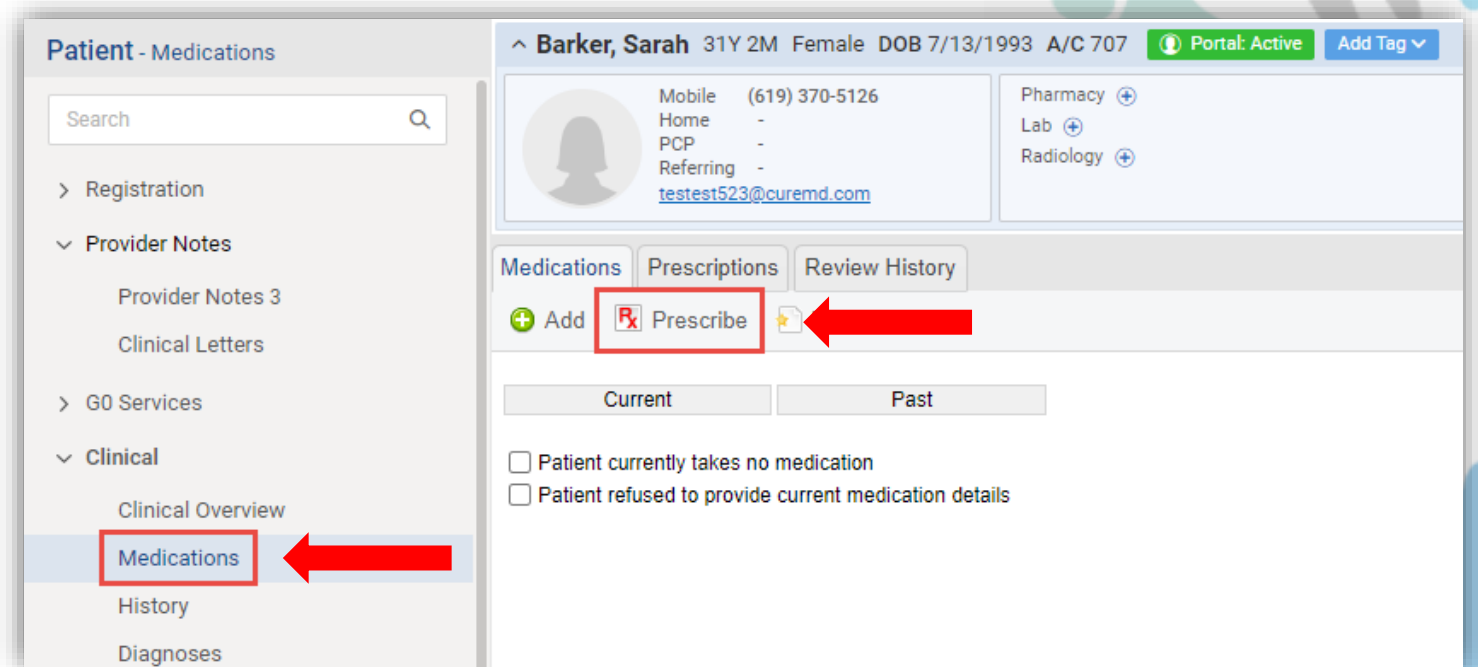
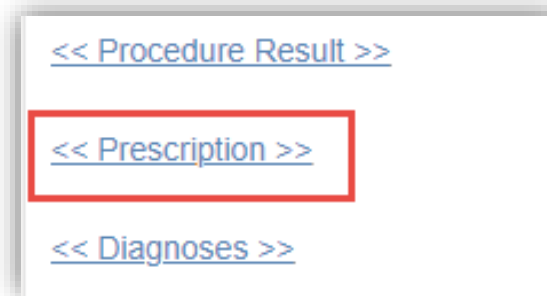
# Prescribing to External Pharmacy



# How to Prescribe to External Pharmacies

The eRX process for External Pharmacies can be achieved in 3 different components:

1. Prescription Component (Most Recommended)
2. Medication component > Prescribe
3. Lab Module > Lab Results
  - Unacknowledged
  - Acknowledged



# How to Prescribe to External Pharmacies – Lab Module

The screenshot displays the CureMD software interface. At the top, the navigation bar includes the CureMD logo (version 10g), navigation links for 'Inbox', 'Today's Patients', 'Lab 187', and 'Vaccine Administration', and a user profile for 'Ms. Sarah Lynn Barker'. The left sidebar menu is titled 'Personal - Dashboard' and contains a search bar and a list of navigation items: Dashboard, Messages (Inbox, Sent, Draft, Inbox Archive, Sent Archive), eMessages, Tasks (Not Started, In Progress, Complete, Other, Allocated, All), Vaccine Administration, Today's Patients, and Orders & Results (Lab 187, Procedure 452, Radiology 10, Consultation 5, Other 2). The main dashboard area is divided into four quadrants, each with a title and the text 'No Record Found': 'Lab - Assigned To Me Results', 'Messages - Practice Inbox', 'Tasks - Not Started', and 'Assigned To Me - Notes'. A mouse cursor is visible in the top-left quadrant.



# Prescribing

- Search Medication
- 'Recommended' Medication Sigs
- Yellow Highlighted Box will generate with RX Details

Prescription Sarah Test 31Y 1M, Female

Dose Calculator Eligibility Scan Barcode Help

amoxi

- Amoxicill&Clarithro&Vonoprazan 500 & 500 & 20 MG Oral Therapy Pack
- Amoxicill-Clarithro-Lansopraz 500 & 500 & 30 MG Oral Therapy Pack
- Amoxicill-Clarithro-Omeprazole 500-500-20 MG Oral Miscellaneous
- Amoxicill-Rifabutin-Omeprazole 250-12.5-10 MG Oral Capsule Delayed Release
- Amoxicillin & Vonoprazan 500 & 20 MG Oral Therapy Pack

**Amoxicillin 250 MG Oral Capsule - (Amoxicillin) ?**

1 Capsule(s) daily for 1 Day(s) **Recommended**

1 Capsule(s) every 8 hours Oral 10 30 Capsule(s) 0

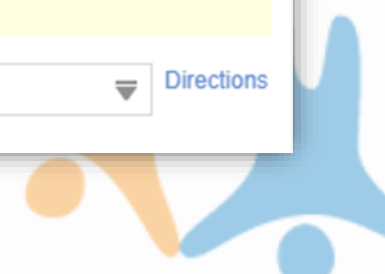
Diagnoses - Select Maximum of 2 Max. Daily Dose Chronic Save Sig Start 09/10/2024

Patient Instructions (Internal Use Only) Pharmacy instructions

SURESCRIPT No information found

Pharmacy SAFEWAY PHARMACY #1532; 220 ELIZABETH ST, ELIZABETH CO80107, Ph:(303) 646-0656, Retail Directions

Provider\*



# Required Information for eRXing

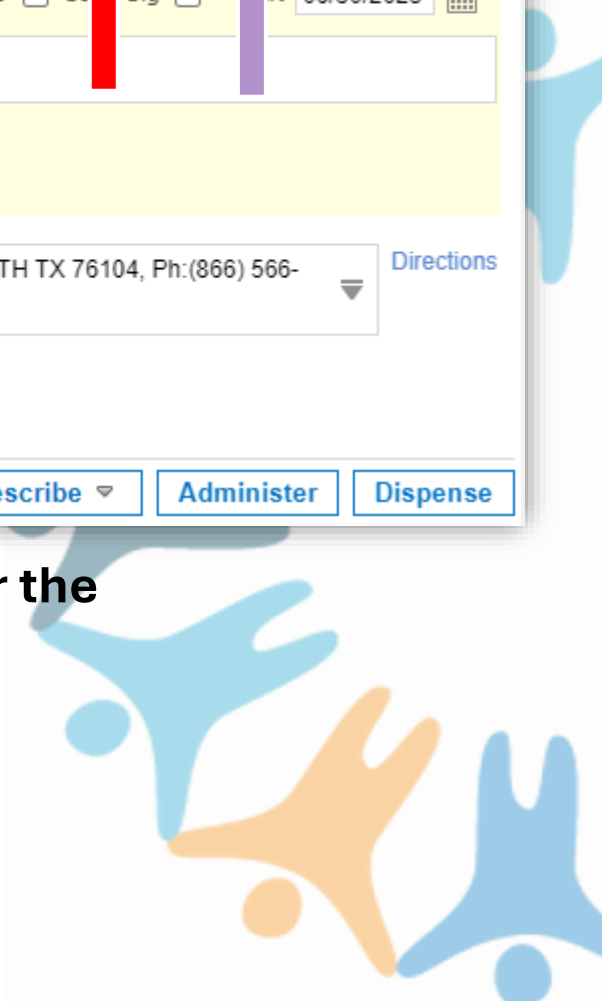
## The Required Information to eRX

- 1. Medication Information
- 2. Medication Sig
- 3. Length of Medication Cycle
- 4. Dispense Quantity
- 5. Pharmacy
- 6. Prescribing Provider

The screenshot shows an eRx form for Amoxicillin 250 MG Oral Capsule. The form includes fields for medication name, dosage (1 Capsule(s) every 8 hours Oral), frequency (10 days), quantity (30 Capsule(s)), refills (0), and expiration date (06/30/2023). It also has sections for diagnoses, patient instructions, pharmacy instructions, and a SURESCRIPT status. The pharmacy is set to CarePlus (CVS Specialty) and the provider is Vaccination Clinic, COVID. At the bottom, there are buttons for eRx, Prescribe, Administer, and Dispense.





Can anyone explain what it means when a Pharmacy is Orange when selected for the Prescription?



This close-up shows the Pharmacy dropdown menu. The selected pharmacy is 'Internal Demo Pharmacy; 100 CureMD Lane , RALEIGH NC27616, Ph:(718) 684-9298,'. Below the dropdown, there is a 'Provider\*' field which is currently empty. At the bottom, there are buttons for Prescribe, Administer, and Dispense.




# eRX the Medication


To Send the eRX to the desired Pharmacy, the eRX Button at the bottom must be selected:

Amoxicillin 250 MG Oral Capsule  1 Capsule(s) every 8 hours Oral   10 Days 30 Capsule(s)  0 Refills  DAW





Diagnoses - Select Maximum of 2  Max. Daily Dose Chronic  Save Sig  Start 06/30/2023 

Patient Instructions (Internal Use Only) Pharmacy instructions

SURESCRIPT  No information found

Pharmacy CarePlus (CVS Specialty) #2751; 426 SOUTH HENDERSON STREET, FORT WORTH TX 76104, Ph:(866) 566-1548, Retail, Specialty  [Directions](#)

Provider \* Vaccination Clinic, COVID Supervising Provider

 **eRx**  Prescribe  Administer  Dispense



# Administer vs. Dispense

## What does it mean to Administer ?

## What does

The screenshot displays two instances of a prescription form for medroxyPROGESTERone Acetate 150 MG/ML. The top form is for a 12-week intramuscular injection. The bottom form is for a different medication or dosage. In both forms, the 'Administer' and 'Dispense' buttons are visible at the bottom right. A red arrow points to the 'Administer' button in the top form, and another red arrow points to the 'Dispense' button in the bottom form.

Days	Quantity	Refills	DAW
1 Injection(s) every 12 weeks Intra	1 Each	4	<input type="checkbox"/>

Diagnoses - Select Maximum of 2

Max. Daily Dose Chronic  Save Sig  Start 09/27/2024

Patient Instructions (Internal Use Only) Pharmacy instructions

Pharmacy Internal Demo Pharmacy; 100 CureMD Lane , RALEIGH NC27616, Ph:(718) 684-9298, Directions


Provider \* Adsit, Bill Supervising Provider

Prescribe Administer Dispense

Pharmacy Internal Demo Pharmacy; 100 CureMD Lane , RALEIGH NC27616, Ph:(718) 684-9298, Directions

Provider \* Adsit, Bill Supervising Provider

Prescribe Administer Dispense



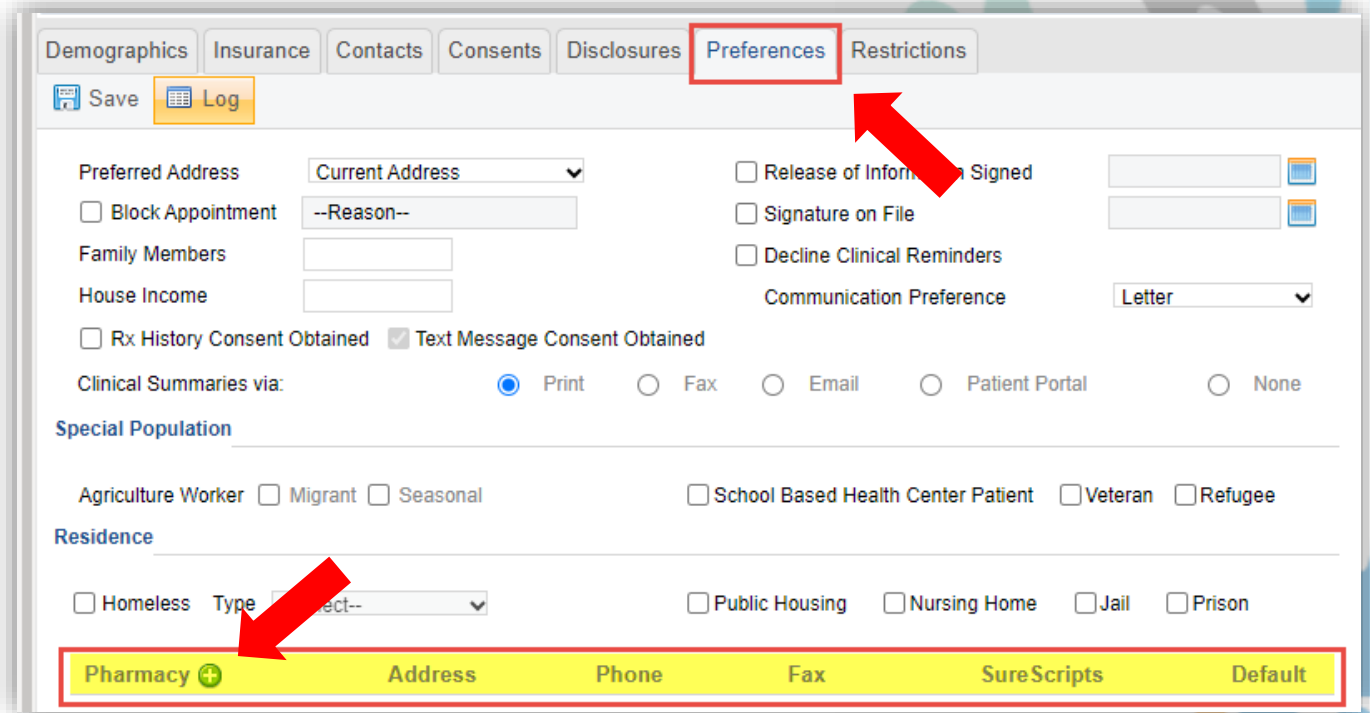
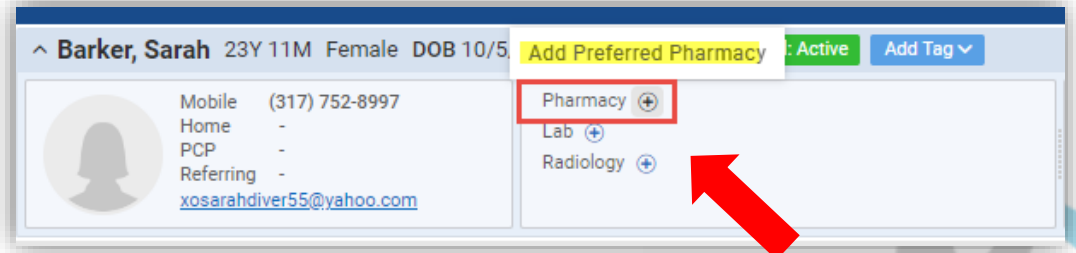
# Did you know?

Did you know that you can associate a patient's preferred pharmacy per individual patient accounts?

How to set a Preferred Pharmacy per Patient's Chart:

- Patient Banner (Recommended)
- Patient Profile Preferences

Did you know you can import other state zip codes to your DB?

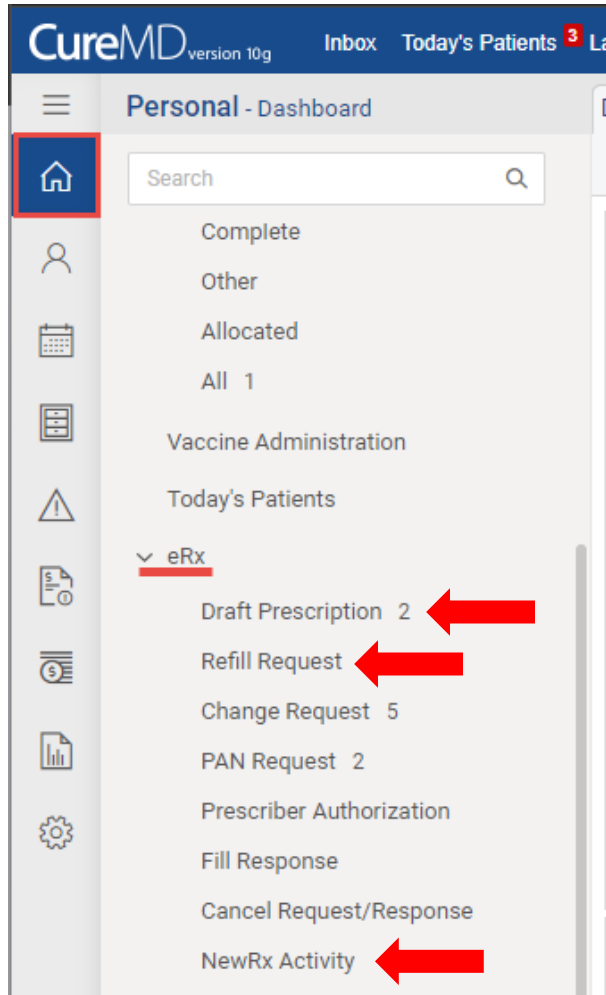




# Managing eRXs within CureMD



# Personal > eRx Management



## Key eRx Management areas are:

- **Draft Prescription**
- **Refill Request**
- **NewRX Activity**



# eRX Management

- **Draft Prescription:**
  - This gives the capability to finalize/complete any Rx that is still in Draft
- **Refill Request:**
  - **Best Tool for RX Management**
    - Approve
    - Replace
    - Deny
  - Searching by Providers made easy
- **New RX Activity:**
  - Good for Tracking RX Activity
  - Verify the Status of an eRX

Draft Prescription

Search

Last Name: Test | First Name: |

Date: | to: |

Date: 07/12/2023 01:26 PM | Patient: Test, Sarah | Provider: | Pharmacy: | Modified By: Barker, Sarah

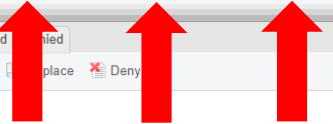
NewRX Activity

Search Resend

Last Name: | First Name: |

Date: | to: |  Show errors only  Show EPCSQueued only

Date	Patient	Medication	Pharmacy	Status
09/10/2024				Sent
09/10/2024				Sent
09/10/2024				Sent





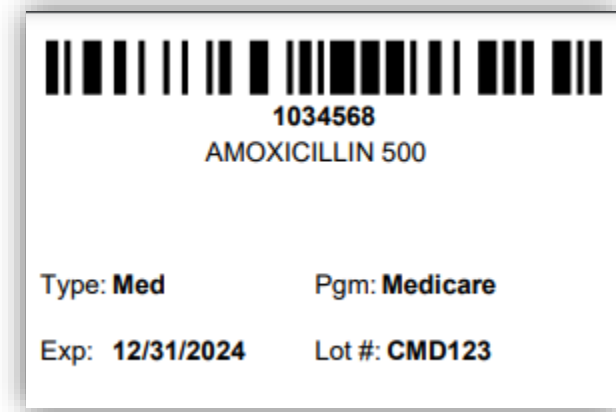
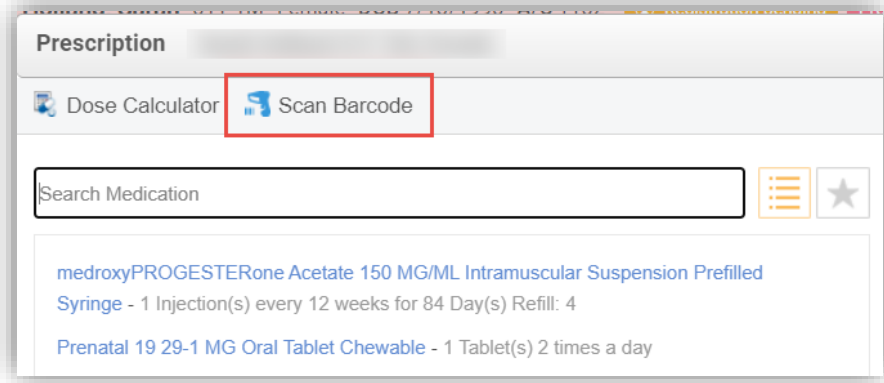


# In-House Dispensing



# Dispensing from Internal Stock

When dispensing the medication, there is an associated Barcode generated from CureMD Inventory Module that will be utilized for the 'Scan Barcode' feature:



The barcode provided from CureMD Inventory Module is what is utilized for the Decrement of the Medication from Stock.



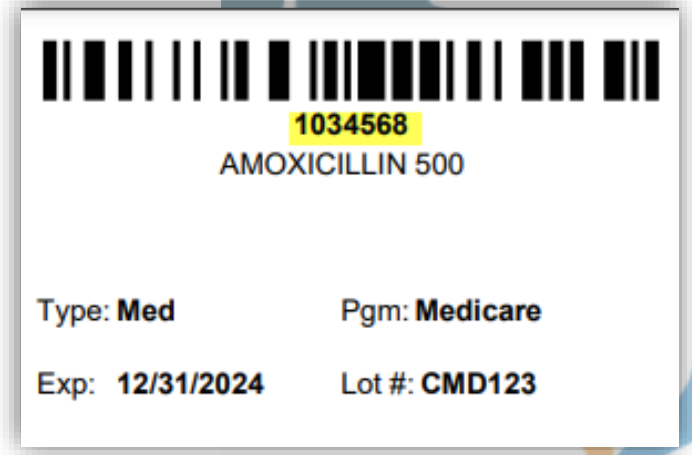
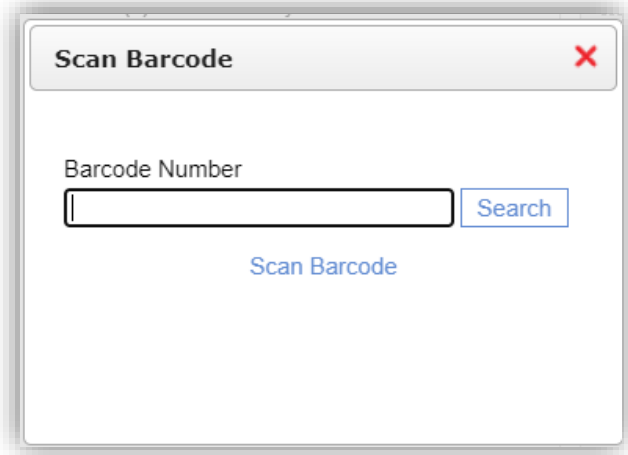
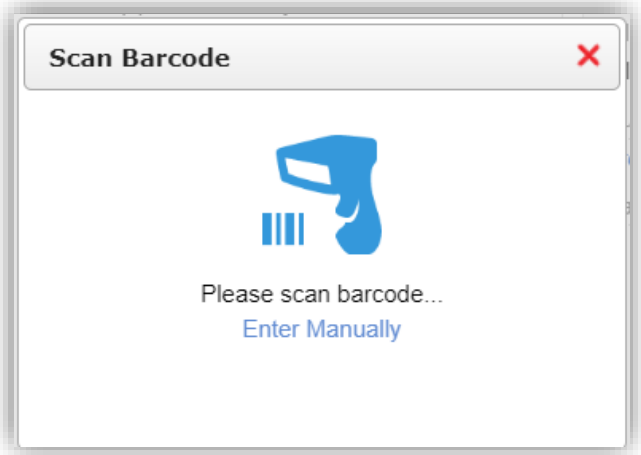
# Inventory Barcode > Scan Barcode

Can you use the barcode on the bottle?

**NO**

If you do not have a barcode scanner, can you still decrement from internal stock?

**YES**





# Standing Order Workflow



# Documenting a Standing Order

Built as a Custom Form, there is a 'Medication Standing Order' that can be utilized to document the appropriate information for a Prescription to be issued to a patient:

**Medication Standing Order**

**Dispensed Medication Information**

Ordering Provider Name:  Date Issued:

Medication Name:  Lot Number:

SIG Instructions:  Quantity Dispensed:

Expiration Date:  Staff Completing Order:

Administered By:  Method of Administration:



# New Standing Order Workflow

This will allow there to be tracking of Refills upon a Standing Order

It will assist with medication Refills and Pick Up for In-House Dispensing



Medications Prescriptions Review History Help

+ Add Rx Prescribe ⚡ Interaction ⚙ Discontinue ⚡ Fill ⚡ Refill 🖨 Print 📄 Review 🗑 Delete Rx History

Current Past

<input type="checkbox"/>	Medication	Start	End	Instructions	Refill	Status	Log
<input type="checkbox"/>	<a href="#">Albuterol Sulfate 108 (90 Base) MCG/ACT Inhalation Aerosol Powder Breath</a> Activated	10/01/2024	09/26/2025	2 puffs as needed for cough, wheeze, or shortness of breath , for 90 Day(s).	2	Filled	📄
	Filled by Barker, Sarah Lynn on 10/01/2024 01:56 PM	2 puffs as needed for cough, wheeze, or shortness of breath , Start 10/01/2024, End 09/26/2025, Qty 1 Each for 90 Day(s). Refill: 2			Filled		
	Dispensed by Barker, Sarah Lynn on 10/01/2024 01:45 PM	2 puffs as needed for cough, wheeze, or shortness of breath , Start 10/01/2024, End 09/26/2025, Qty 1 Each for 90 Day(s). Refill: 3			Dispensed		

Uncoded

**Who Here Feels like a  
MASTER in Prescribing?**



 **Thank you!**

