



# CureMD UC'24

Raleigh, North Carolina

**Connecting** Cure Communities





# Interactive Clinical Workflow: Document Lab Results with Ease

---

Julie Fields

**Let Us Know You Are Here!**

**Scan QR Code  
for Session  
Attendance**



# Enhance Your Workflow and Improve Patient Outcomes

## Session Agenda

Interactive Session! Laptops Ready!

- Lab Advanced View and Features
- Order a Lab
- Quiz?!?!?!?
- Result a Lab
- Assign a Lab
- Seamless Follow-Up on Abnormal Findings
- Manage Patient Care More Efficiently
- Effectively Analyze Result Trends



# Interactive Clinical Workflow

## Let's Work Together



Open your laptops  
Login and find a test patient

Is your clinic using the Lab Advanced View?



# Lab Advanced View

Orders Results

Duplicate Order Acknowledge Print Email Fax

Unacknowledged Acknowledged

Search by Patient Name, Order, Test Name

Select All Sort by Received

Received in the last 90 days

<input type="checkbox"/>	<b>Test, Tammy</b> Final
<input type="checkbox"/>	HEMOGLOBIN A1C Received: 9/13/2024 Ordered: 9/13/2024 by Cramarossa, Kristina
<input type="checkbox"/>	<b>Test, Tammy</b> Final
<input type="checkbox"/>	HEMOGLOBIN A1C Received: 9/13/2024 Ordered: 9/13/2024 by Cramarossa, Kristina
<input type="checkbox"/>	<b>Test, Tammy</b> Final
<input type="checkbox"/>	HEMOGLOBIN A1C Received: 9/13/2024 Ordered: 9/12/2024 by Cramarossa, Kristina
<input type="checkbox"/>	<b>Test, Julie</b> Final
<input type="checkbox"/>	HEMOGLOBIN A1C Received: 9/11/2024 Ordered: 9/11/2024 by Cramarossa, Kristina
<input type="checkbox"/>	<b>Abril, Rachel</b> (Unsolicited) Partial
<input type="checkbox"/>	Urine pregnancy test Received: 9/5/2024 Ordered: 9/5/2024 by Adsit, Bill
<input type="checkbox"/>	<b>Lamb, Abigail</b> (Unsolicited) Partial
<input type="checkbox"/>	Urine pregnancy test Received: 9/5/2024 Ordered: 9/5/2024 by Adsit, Bill

**Test, Tammy** 8/14/2000 24Y Female 1212  
Encounter for screening for diabetes mellitus

Final - 9/13/2024 - In House Lab - Order No. 1570 [Order Details](#)

HEMOGLOBIN A1C

HEMOGLOBIN A1C

RANGE 11-14 g/dL 16.1 High

Internal Comments

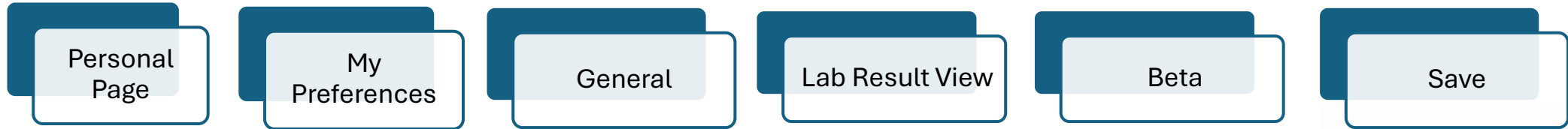
Patient Comments (These will be shared to the Patient Portal)

History

Save Acknowledge Acknowledge & Ne



# How do I get this view



A screenshot of the 'My Preferences-General' settings page. The page is divided into several sections with various options and controls. Red numbered callouts (1-6) point to specific elements:

- 1**: Home icon in the left sidebar.
- 2**: 'My Preferences' menu item in the left sidebar.
- 3**: 'General' sub-menu item in the left sidebar.
- 4**: 'Lab Result View' radio button under 'Appointment Tool-tip Delay'.
- 5**: 'Beta' radio button under 'Lab Result View'.
- 6**: 'Save' button at the top right of the settings area.

The settings page includes sections for 'Default Landing Page' (Scheduler), 'Default Patient Page' (Demographics), 'Default Personal Page' (Dashboard), 'Hotlist Items' (30), 'Sort by' (Most Frequently Used), 'Items in Notes tree' (5), 'Schedule Multiple Views' (5), 'Messages Per Page' (15), and 'Screen Resolution' (1440). There are also various checkboxes for features like 'Appointment Note Pop up on Charges/Payments', 'Alert before RVU based CPT Sorting', 'Feature to Sign Education', and 'Show Result Comments in SOAP'.



# Are You Aware of All the Filters and



Different Ways to Search in  
the Advanced Lab Overview





# Missed Features of the Lab View

## What are the Enhanced Search Features?

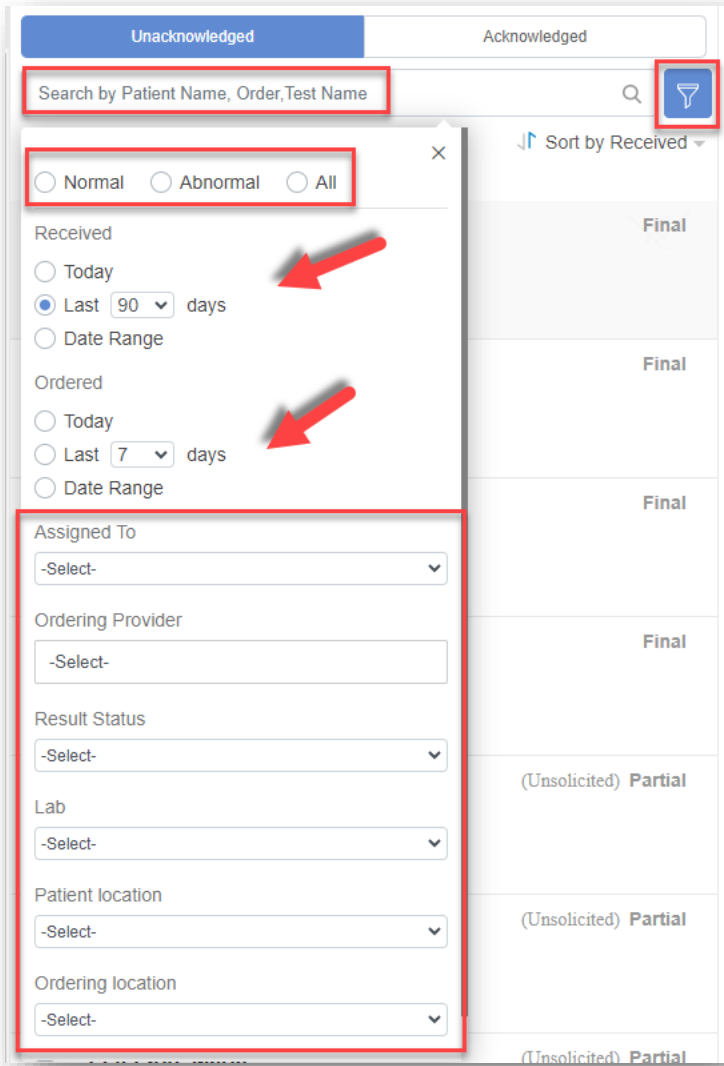
- Search by Patient
- Search by Test Order Number or Test Name

## Customize Filters to Refine the Search

- Normal/Abnormal Results
- Received Date
- Order Date
- Assigned To
- Ordering Provider
- Result Status
- Lab
- Patient or Order Location

## What are the Result Sorting Options?

- Patient Name
- Order Date
- Received Date
- Specimen Date



# Lab Ordering and Resulting





## Let's Order a Lab!

### **Lab Order Process:**

- Ordering Labs
- Resulting Labs



# POP QUIZ

Question: What needs to happen in order to receive and result a lab?

Answer:  
The order must be Signed.

Question : Can Internal and State labs be attached to the same order?

Answer: No, if labs are sent to different laboratories, each lab needs to be ordered separately.



# Let's Result a Lab!

- Check the box next to the patient
- Click Marked as Received
- Enter the Results

The screenshot shows the CureMD Personal Dashboard. The left sidebar contains navigation options: Dashboard, Messages (Inbox, Sent, Draft, etc.), Tasks (Not Started, In Progress, etc.), Orders & Results (Lab, Procedure, Radiology, etc.), and My Notes. The main content area is divided into several sections:

- Lab - Assigned To Me Results:** A table with columns: Date, Laboratory, Status, Patient. One record is shown: 09/07/2024, Internal Lab, Final, Test, Julie.
- Tasks - In Progress:** A table with columns: Title, Date, Assigned By. One record is shown: Check insurance eligibility, 10/31/2023, Fields, Julie.
- Tasks - Completed:** No Record Found.
- Procedure - Completed Results:** A table with columns: Date, Patient, Status, Provider. Seven records are shown, including Holland, Sarah; Test, Julie; Wayne, Bruce; Test, Kristina; Test, Kristina; Smith, Benjamin; and Doe, Jane.
- Assigned To Me - Notes:** Empty section.
- Frequent Procedures:** A donut chart showing the distribution of procedure types. The largest category is 90471, followed by 90700, 81025, 83036, 58300, 36415, 1030F, 55101, and 90632.





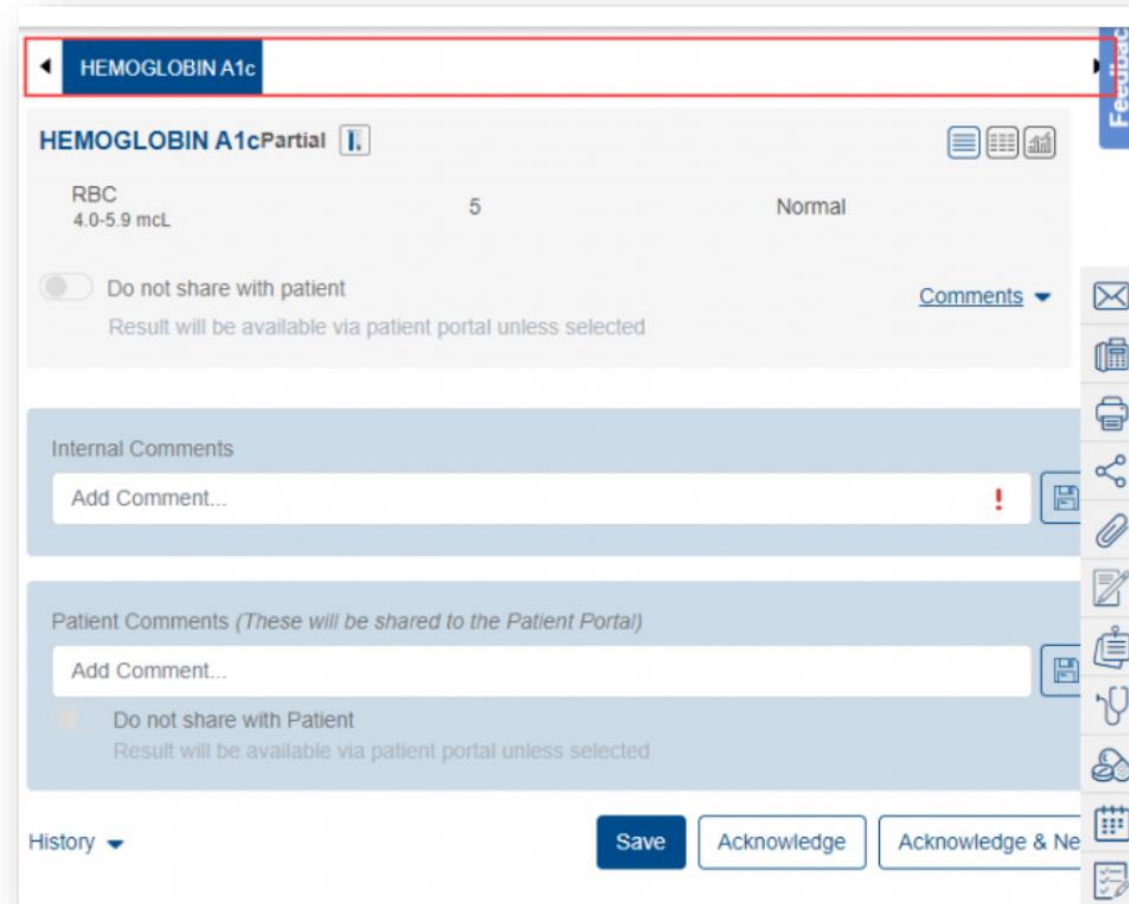
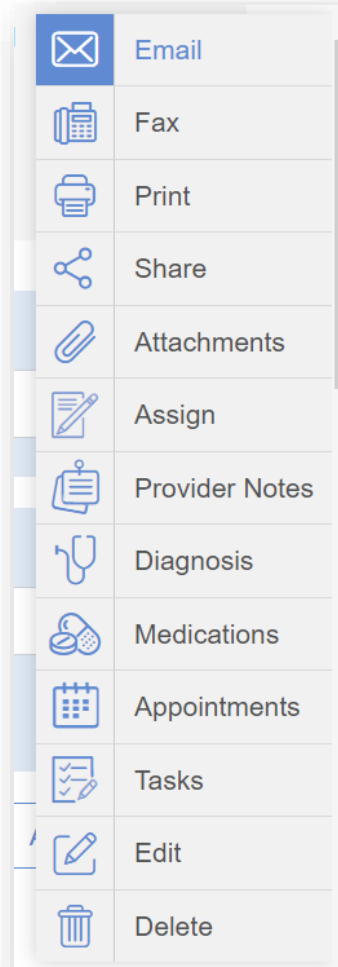
# Need to Know Features to Efficiently Assign and Follow-Up Lab Results

---

# Have You Been Using the Floating Menu?

## Features that Assist Users to Perform Various Follow-Up Actions

Hovering on the floating menu, the following icon details are displayed:





# Did You Know Lab Results Can Now Be Sent to the Portal?

Lab Results can now be sent to the Patient Portal for patients to review.














Image Unavailable

**Joseph Adam**  
73 Y, Female

- Clinical Overview
- Health Maintenance Alerts
- Provider Notes
- Complaints
- History
- Allergies
- Lab Results**
- Procedure Results
- Radiology Results

### Lab Results

Date	Laboratory	Order No.	Status	Ordering Provider	Print
4/11/2022 4:53 AM	aaa	10687	Final	Sugar Bates	
4/11/2022 4:53 AM	aaa	10686	Partial	Sugar Bates	
4/11/2022 4:52 AM	aaa	10685	Partial	Albert Davis	
3/15/2022 3:47 AM	AQuest	10656	Pending	Bill John	
03/11/2022 6:05 AM	bioreference	10540	Pending	Sugar Bates	
03/11/2022 5:59 AM	bioreference	10538	Pending	John Doe	
03/11/2022 5:53 AM	bioreference	10537	Pending	Smith Rogers	
03/11/2022 5:47 AM	bioreference	10536	Pending	Rogers Steve	
03/8/2022 2:14 AM	A Quest	6677	Pending	Sugar Bates	
03/7/2022 1:34 AM	A Quest	6667	Pending	Sugar Bates	



# The Floating Menu-Attachments

Provides the option to add attachments via uploading or scanning a file or document.

The screenshot shows a medical software interface. At the top, there is a header with the text "Encounter for immunization" and "Order Details". Below this is a floating menu titled "Attachment" with a close button (X). The menu contains one item: "Lab Result example.png" with a download icon and a delete icon. The main content area displays a patient report from Labcorp. The report includes patient information, test results, and a floating menu on the right side with a red box around the "Attach" icon.

Attachment

Lab Result example.png Fields, Julie- Sep 30, 2024 1:38 PM

Encounter for immunization

Order Details

displayDocument.aspx (812x852) - Google Chrome

app3.curemd.net/curemdg/Settings/Practice/Image\_Document\_Manager/displayDocument.aspx?PatientId=661&iDocl...

Patient Report

Specimen ID: 068-496-211 Age: 29 Sex: Male Account Number: 3287 Ordering Physician

Date Collected: 03/08/2024 Date Received: 03/08/2024 Date Reported: 03/11/2024 Fasting: No

Ordered Items: Chlamydia/GC Amplification; Ct/GC NAA, Rectal; Ct/GC NAA, Pharyngeal; RPR, Rfx Qn RPR/Confirm TP; HIV Ab/p24 Ag with Reflex; Drawing Fee

General Comments & Additional Information

Clinical Info: SRC.RE Clinical Info: SRC.MO

Date Collected: 03/08/2024

Chlamydia/GC Amplification

Test	Current Result and Flag	Units	Reference Interval
Chlamydia trachomatis, NAA <sup>12</sup>	Negative		Negative
Neisseria gonorrhoeae, NAA <sup>11</sup>	Negative		Negative

Ct/GC NAA, Rectal

Test	Current Result and Flag	Units	Reference Interval
C. trachomatis, NAA, Rectal <sup>13</sup>	Negative		Negative
N. gonorrhoeae, NAA, Rectal <sup>14</sup>	Positive Abnormal		Negative

Ct/GC NAA, Pharyngeal

Test	Current Result and Flag	Units	Reference Interval
C. trachomatis, NAA, Pharyn <sup>15</sup>	Negative		Negative
N. gonorrhoeae, NAA, Pharyn <sup>16</sup>	Negative		Negative

RPR, Rfx Qn RPR/Confirm TP

Test	Current Result and Flag	Previous Result and Date	Units	Reference Interval
RPR <sup>17</sup>	Reactive Abnormal	Reactive 08/10/2023		Non Reactive
RPR, Quant. <sup>18</sup>	1:4 High	1:4* 08/10/2023	Uter	NonRea=1:1
Treponema pallidum Antibodies <sup>19</sup>	Reactive Abnormal			Non Reactive

\* Previous Reference Interval: (RPR, Quant.: NonRea=1:1)

HIV Ab/p24 Ag with Reflex

Test	Current Result and Flag	Previous Result and Date	Units	Reference Interval
HIV Ab/p24 Ag Screen <sup>20</sup>	Preliminary Reactive	Non Reactive 08/10/2023		Non Reactive

Please refer to the Final Interpretation. Results reactive by HIV Antigen/Antibody EIA must be confirmed by the HIV testing algorithm to be considered indicative of a true HIV infection.



# The Floating Menu-Assign

Provides the option to internally assign lab results and track following-up on patient communication.

The screenshot displays a medical software interface. At the top, a patient record for **Lamb, Abigail** is visible, including her date of birth (8/10/2005), gender (Female), and age (1106). The patient's condition is listed as "Major depressive disorder, recurrent, mild, Encounter for pregnancy test, result negative, Enco... +3". The current lab order is "Partial - 9/5/2024 - Internal Lab - Order No. 1560" for a "Urine pregnancy test".

The "Result Assignment" dialog box is open, featuring a red border and a close button (X). It includes a "Save" button and fields for "Last Name", "First Name", and "Location" (set to "CureMD Demo Center"). There is an option to "Include Support Users" and a list of "Practice Users: 28" with "Scheduler View Only" selected. The "Assigned User(s)" field shows "Security Administrator". The "Reason" dropdown is set to "Abnormal Results".

The background interface shows a "Normal" result for the test. A vertical toolbar on the right contains various icons, with a red box highlighting the "Assign" icon (a notepad with a pencil). At the bottom of the interface, there are buttons for "Save", "Acknowledge", and "Acknowledge & Ne".



# The Floating Menu-Appointments

Providers the ability to schedule an appointment for a patient.

The screenshot displays a medical software interface with a list of orders on the left and a floating appointment modal in the center. The modal is titled "Appointment" and contains the following fields:

- Location: Raleigh Health Center
- Provider/Resource: Family Planning
- Reason: CONTRACEPTIVE CONSULTANT
- Date: 09/30/2024
- Time: 1 Day(s)

Below the form, there are two appointment slots: "Tue 10/01/2024 11:00 AM (30)" and "Tue 10/01/2024 11:30 AM (30)". A "Search" button is located below the form. The floating menu on the right includes options like Email, Fax, Print, Share, Attachments, Assign, Provider Notes, Diagnosis, Medications, Appointments (highlighted), Tasks, Edit, and Delete. The background shows a list of orders for various patients, including Test, Anthony, Test, Tammy, Test, Julie, Abril, Rachel, and Lamb, Abigail.



# Let's Assign and Follow Up on a Lab Result!

- Remember to Use Internal Comments!
- Patient Comments will be visible in the Portal for Patients to review!
- Assign the lab results to another user if additional follow up is needed!

The screenshot displays a medical record for a patient named Tammy Test, with a lab result for HEMOGLOBIN A1C. The result is 16.1 g/dL, which is significantly higher than the normal range of 11-14 g/dL. A 'Result Assignment' dialog box is open, allowing the user to assign the result to a specific user. The dialog includes fields for Last Name, First Name, and Location (CureMD Demo Center). It also has a checkbox for 'Include Support Users' and a list of 'Practice Users' including Billers, Billing Manager, Blue, Dan, Bonterra, Api, and BonterraUser. The 'Assigned User(s)' list currently shows Julie Fields and a Nurse. A 'Reason' dropdown is set to 'Abnormal Results'. The background interface shows the patient's encounter details, the lab result, and internal comments, including a note to contact the patient regarding the results and schedule a follow-up visit.

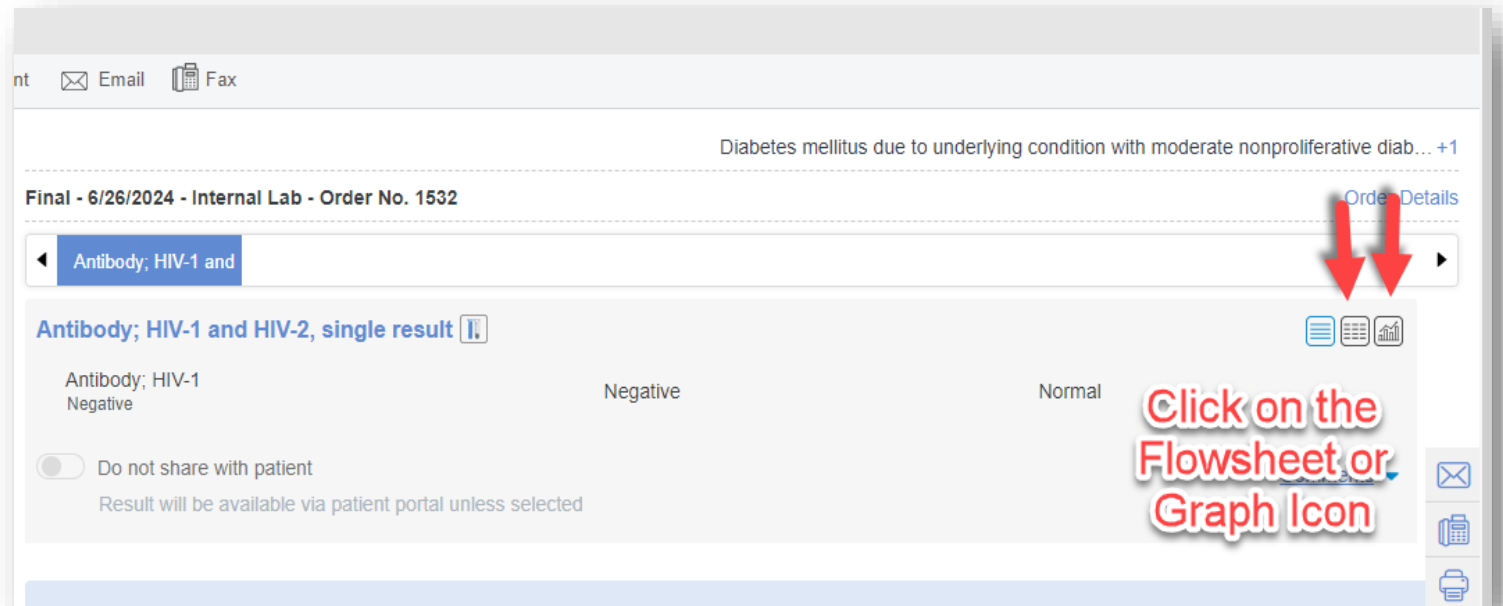


# Analyze Result Trends

---

# Where can we Analyze Result Trends on a Patient?

- Lab Screen
- Select the Patient
- Choose the Lab to be Analyzed
- Click on the Appropriate Icon to Review the Flow Sheet or Graph Data



nt    Email    Fax

Diabetes mellitus due to underlying condition with moderate nonproliferative diab... +1

Final - 6/26/2024 - Internal Lab - Order No. 1532    [Order Details](#)

Antibody; HIV-1 and HIV-2, single result

Antibody; HIV-1 Negative	Negative	Normal
-----------------------------	----------	--------

Do not share with patient  
Result will be available via patient portal unless selected

Click on the Flowsheet or Graph Icon

The screenshot shows a patient lab result interface. At the top, there are communication options for Email and Fax. Below that, a patient condition is listed: "Diabetes mellitus due to underlying condition with moderate nonproliferative diab... +1". The lab order is identified as "Final - 6/26/2024 - Internal Lab - Order No. 1532" with a link to "Order Details". A dropdown menu is open, showing "Antibody; HIV-1 and HIV-2, single result". The result itself is "Antibody; HIV-1 Negative", with "Negative" and "Normal" labels. A "Do not share with patient" toggle is present, which is currently off. A red callout box with two arrows points to the "Flowsheet" and "Graph" icons in the top right corner of the result card, with the text "Click on the Flowsheet or Graph Icon".



# POP QUIZ!!!

Question:  
Will labs with scanned  
results be included in  
Result Trends?

Answer:  
No! Lab Results must be  
documented within the Lab  
Observation section!

Orders Results Edit Lab Result

Save Result Delete

**Test, Selina**  
26Y 8M Female  
DOB 01/22/1998  
Account 17

Insurance  
Primary MEDICAID-NC

Laboratory\* Internal Lab Date\* 09/26/2024 01 39 PM  
Ordering Provider\* Goodwin, Kristen Reason  
Status Final Accession No.

81025 - Pregnancy Test

Specimen Urine Volume 0 --Select-- Collection Date 09/26/2024 01 33 PM

	Result	Unit	Flag	Range
Urine Pregnancy	Negative		N-Normal	Negative

85018F - Hemoglobin (Adult Female)

Specimen --Select--

	Result	Unit	Flag	Range
Hemoglobin	12.5	g/dL	N-Normal	12.0 - 15.0

Review History

Review Remarks

Review Acknowledge Assign Comment

Characters left: 2000

Log

Modified: Fields, Julie 09/26/2024 01:40 PM

Added: Fields, Julie 09/26/2024 01:39 PM

Files Associated On Associated By








# Effectively Analyze Result Trends

## List View

Color-Coded based on  
the results!

100 insulin syringesPartial		  
Insulin 10-20 mg	23	High
Insulin 10-20 mg	3	Low
Fructose 40-60 mg		Normal
Insulin >12 mg		Normal
Glucose 0.00 23		Normal

Do not share with patient [Comments](#) ▼

Result will be available via patient portal unless selected



# Effectively Analyze Result Trends

## Flow Sheet View

- Displays the date of all same lab

100 insulin syringes Partial

11/11/2020 11/9/2020 11/4/2020 11/4/2020 >

Glucose 10-20 mg	3	10		
Fructose 30-40 mg		5		
Glucose >12 mg		14		
Glucose 0.00 23		8		

Do not share with patient  
Result will be available via patient portal unless selected

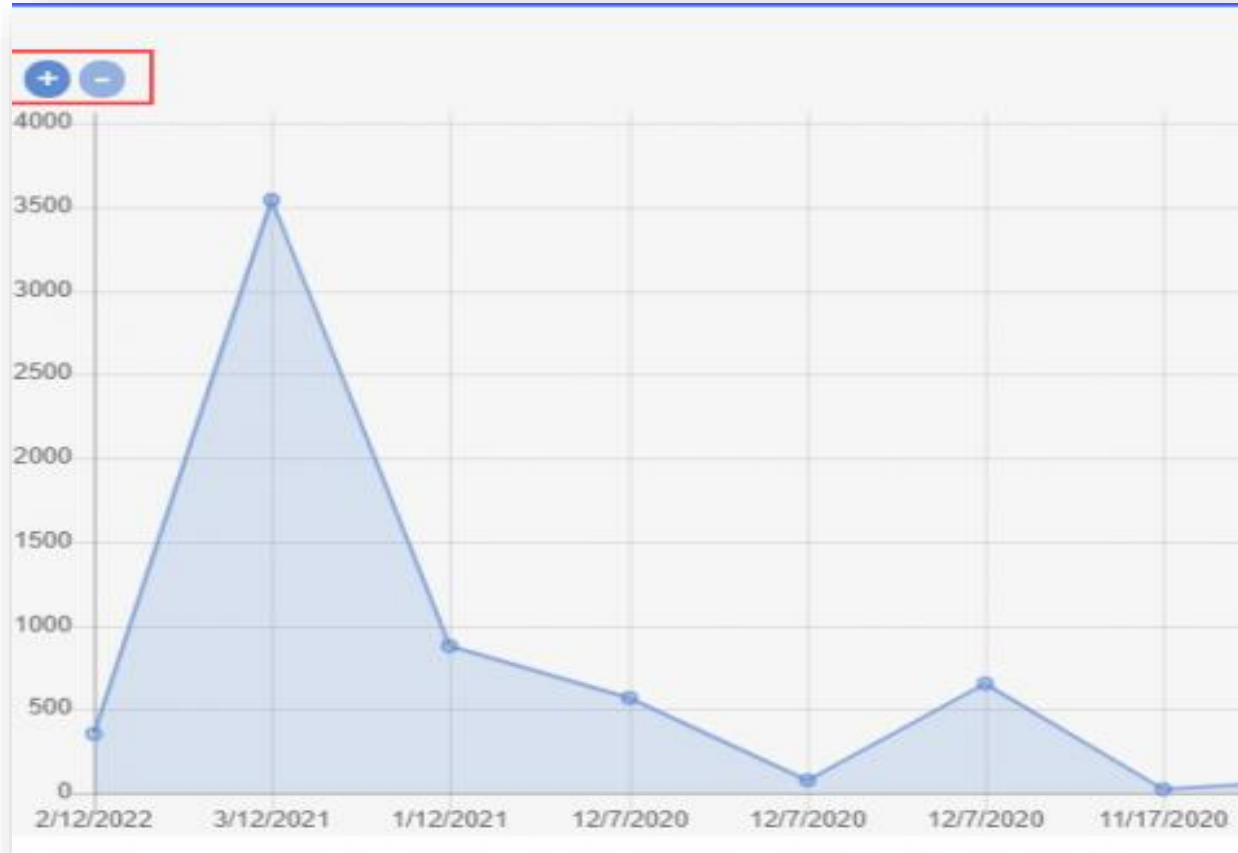
[Comments](#) ▾



# Effectively Analyze Result Trends

## Graph View Icons

- Graph View is displayed for the selected observation only.
- To view graph view of the lab result, click the graph view icon



Questions?



Thank you.

